

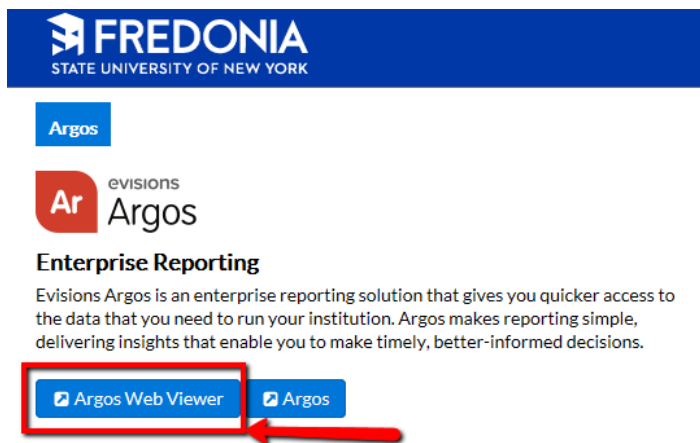
## Introducing the Argos Reporting Tool Handout

Argos is Fredonia's new centrally supported application used for report regeneration, information delivery, data dash-boarding, and data file extraction. While Argos can be used for a variety of critical business processes, one of our initial uses for Argos is as a replacement to our existing "Cool Query" in-house developed reporting application.

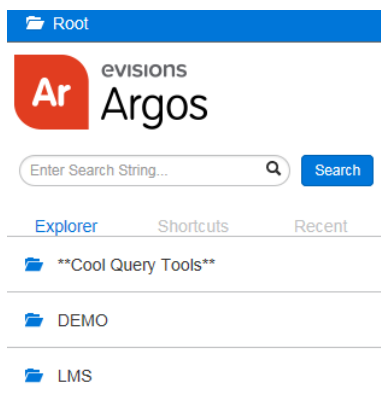
Log in at <https://argos.fredonia.edu>

Use your e-services username and password to log in.

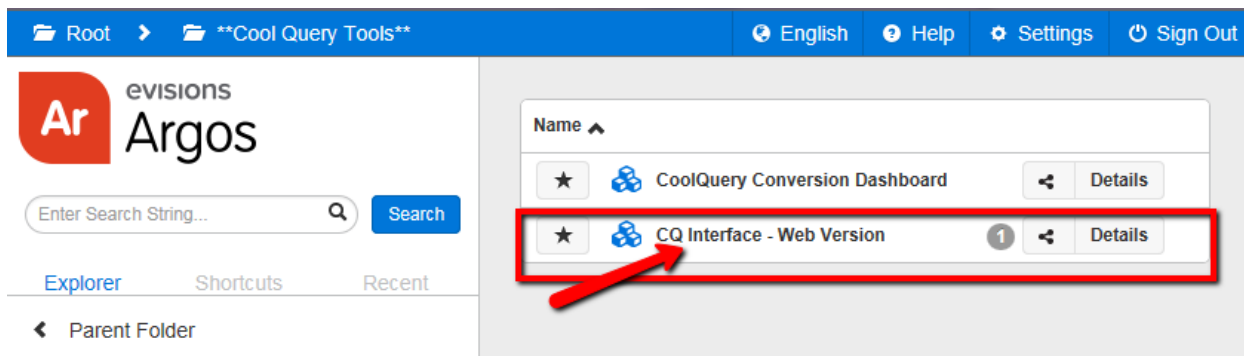
Please select the Argos Web Viewer



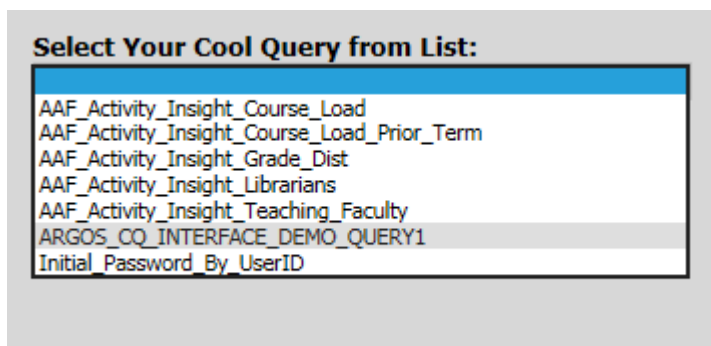
You will only see items you have access to in the sidebar menu



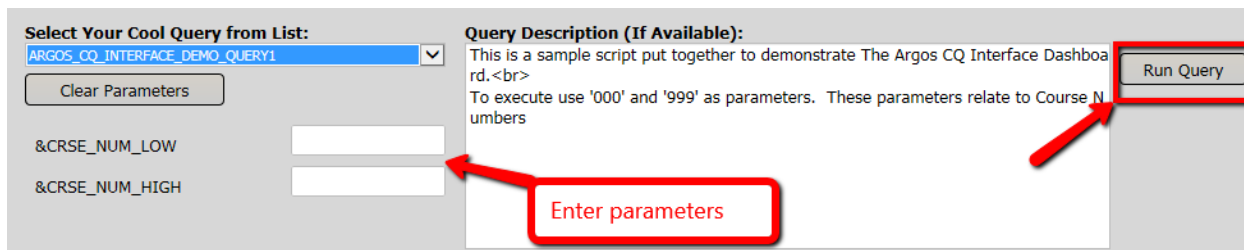
Select **Cool Query Tools** then CQ Interface – Web Version



In the Cool Query selection list, you will only see Cool Queries that you have access to run



Enter your query parameters and click Run Query



After running the query you can either open or save the results using the steps below (please note that this example is using Internet Explorer, other browsers open/save dialog box may vary)

**To View Results:**

1) Select CQ Report from "Reports" Drop Down.



2) Click the "Run" button.



3) Select the Option to Open or Save the Results.



---

More information, including links to tutorial videos as well as the conversion schedule, can be found at: <http://home.fredonia.edu/its/argos>

